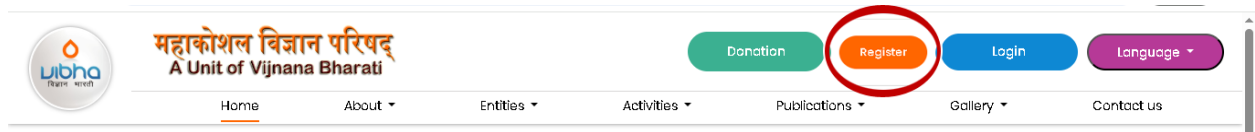


How to Get Lifetime Membership for Mahakoshal Vigyan Parishad

Website: <https://vibhamkvp.org> Email: vibhamkvp@gmail.com

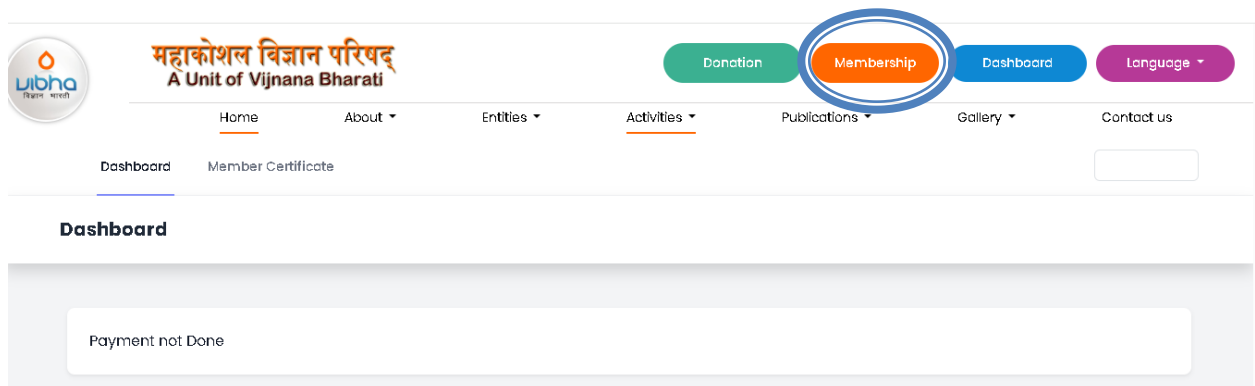
Step 1: Click on Register Button



Step 2: Fill the Register Form

The image shows a registration form with four input fields: 'Name', 'Email', 'Password', and 'Confirm Password'. Below the fields is a link that says 'Already registered?' and a dark blue button labeled 'REGISTER'.


Step 3: Click on Register Button



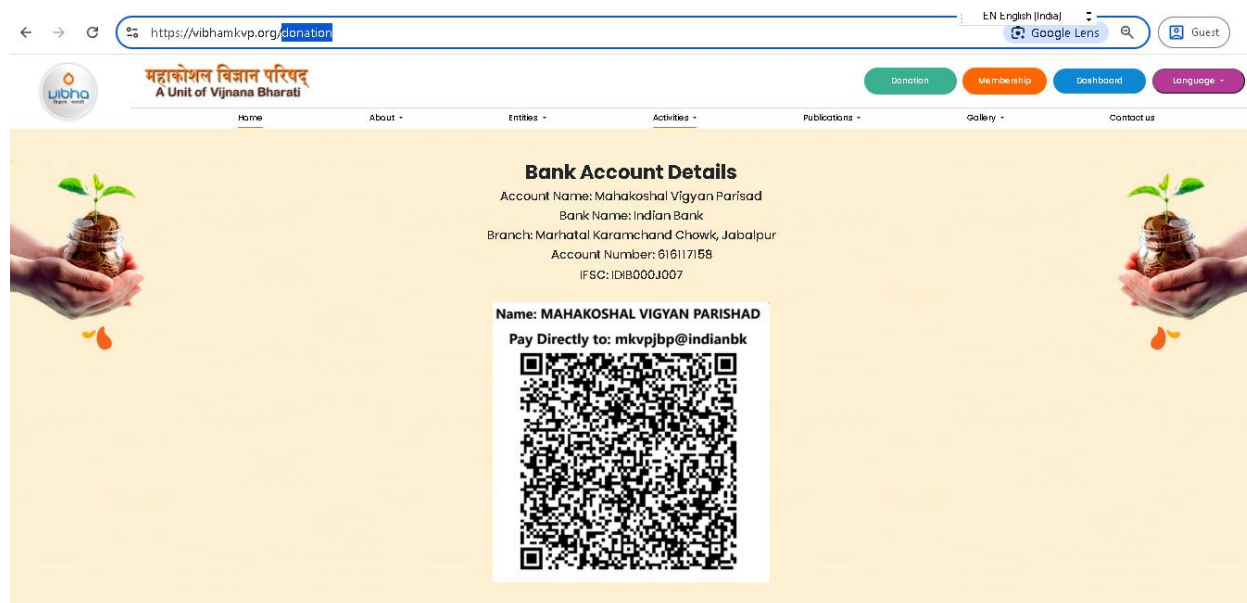
Step 4: Click on Membership Button and fill the Membership Form

Lifetime Membership Form

Member ID *	Title *	Full Name *	Hindi name *
<input type="text"/>	<input type="text"/>	<input type="text"/>	<input type="text"/>
Email *	Phone Number *		Gender * DOB *
<input type="text"/>	<input type="text"/>		<input type="text"/> <input type="text"/>
Member Address *			
<input style="height: 40px;" type="text"/>			
Sambhog *	District *	City *	Pin *
<input type="text"/>	<input type="text"/>	<input type="text"/>	<input type="text"/>
Educational Qualification *	Institution /Organisation *	Profession/Designation *	
<input type="text"/>	<input type="text"/>	<input type="text"/>	
Member Type *	Amount*	Member Status*	Member Since*
<input type="text"/>	<input type="text"/>	<input type="text"/>	<input type="text"/>


Save/Update

Step 5: filled the Membership Form after Click on Pay Now Button



Step 6: Pay the Membership Fees after

Note : Wait for approval from the **Mahakoshal Vigyan Parishad** Team. When they approved you can login again and get your Membership Certificate.

For any Query: WhatsApp/Call on +91-8966896646